Montážní návod

(Montážny návod, Fitting instruction, Montageanleitumg, Instruzioni di montaggio, Monteringshandledning, Asennusohje, Instruction de montage, Montegehandleiding, Инструкция по установке)

Elektropřípojka

Renault Espace Grand Typ IV 12/2010->03/2015

Elektroprípojka
Wiring kit
Trekhaakkabelset
E-satz
Faisceau D'attelage
Barra de remolque
Wiązka elektryczna
Vetokoukun vaijerisarja
Гачковий джгут



výrobce / dodavatel

SVC Group s.r.o.

Odkaz na produkt:
https://www.svcgroup.cz/tazne-zarizeni-sroubypevny-skoda-rapid-monte-carlo-10-2012-2018-p7283-v960

www.svcgroup.cz

Einbauanleitung Elektrosatz
Anhängervorrichtung mit 12-N Steckdose
lt. DIN/ISO Norm 1724

Instructions de montage du faisceau
électrique pour crochet d'attelage
conforme á la norme
DIN/ISO 1724 prise 12-N

Fitting instructions electric wiringkit
towbar with 12-N socket up to
DIN/ISO norm 1724

Montage-handleiding elektrokabelset voor
trekhaak met 12-N contactdoos
vlg. DIN/ISO norm 1724

Instrucciones de montaje de kit eléctrico para
enganche de remolque con caja de conexiones
12-N según norma DIN/ISO 1724

Istruzioni di montaggio di set di cavi elettrici per
gancio da traino con zoccolo a 12 N conforme
alla norma DIN/ISO 1724

Monteringsanvisningar elkabelsats för
dragkrok med 12-N kontaktdosa enligt
DIN/ISO norm 1724



RENAULT ESPACE 2002-

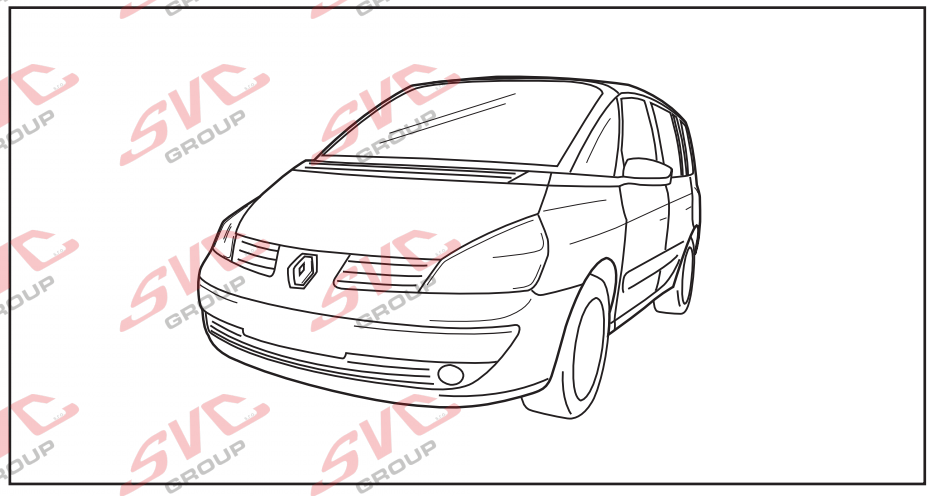

Bestel Nr.: RN-037-BB

©ECS Electronics bv 2002

*Einzelteilliste *Liste de pieces *Part list *Onderdelenlijst
*Lista de componentes *Elenco componenti *Dellista

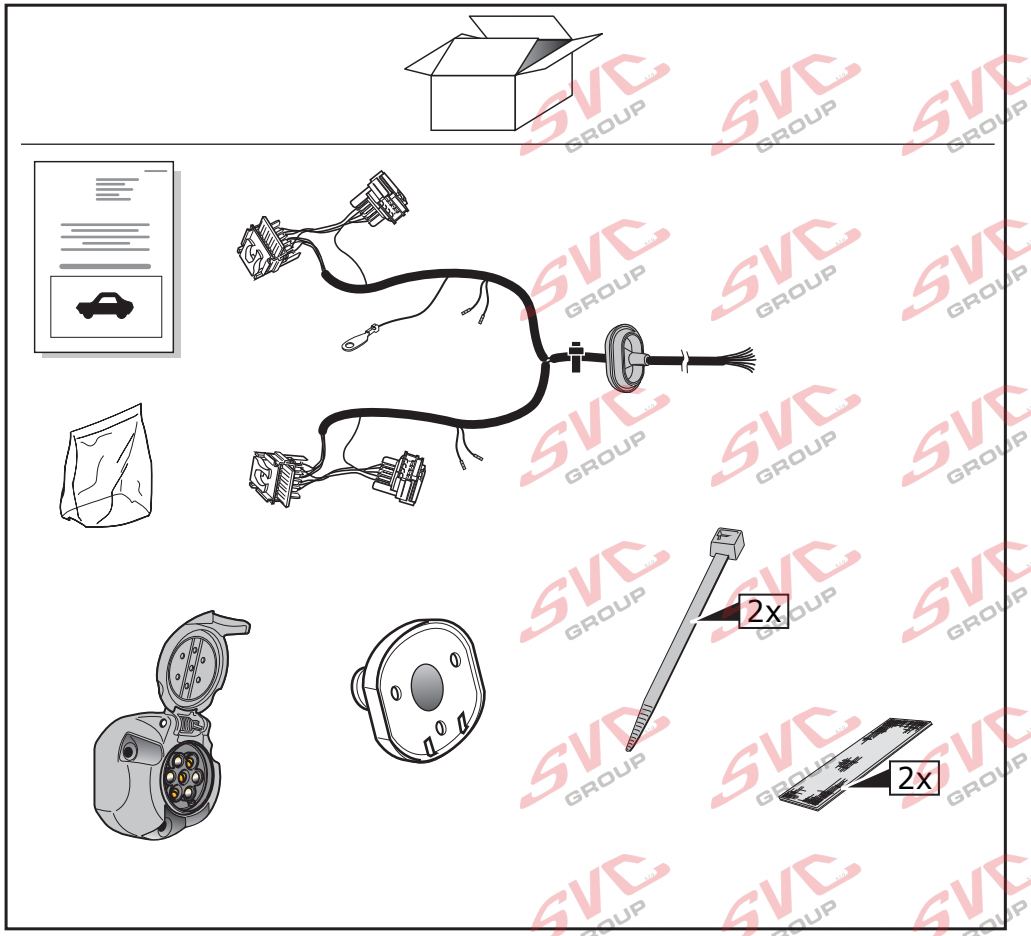

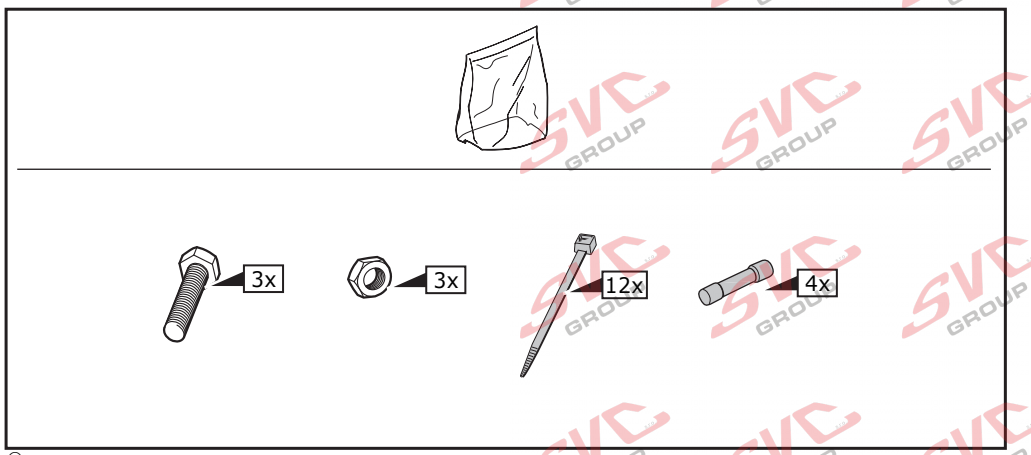

© ECS Electronics bv 2002

INFO

DE
- Wir weisen ausdrücklich darauf hin, dass eine unsachgemäße und nicht in einer Fachwerkstatt durchgeführte Montage einen Verzicht auf Entschädigung jeglicher Art insbesondere bezüglich des Produkthaftpflichtrechts zur Folge hat.
- Technische Änderungen vorbehalten.
- Widerstand nur gemäß der Tabelle auf dem Anhänger verwenden, siehe Seite 3.

FR
- Il est expréssement prévu qu' on ne saurait se prévaloir d'un quelconque préjudice contractuel ou rédhibitoire si le montage avait été fait en dépit des dites instructions ou dans un garage ne disposant pas des équipments adéquats.
- Sous réserve de modifications techniques.
- Ne excessez pas la charge maximale, indiquée dans le tableau sur page 3.

GB
- We would expressly point out that any improper assembly which is not carried out in a specialist workshop will result in the renunciation of the enforcement of compensation claims of any kind, in particular those arising by virtue of the product liability law.
- Subject to alteration without notice.
- Only use maximum charge according to connectiontable on towed vehicle, see page 3.

NL
- Wij wijzen er met nadruk op, dat ondeskundige en niet door een vakkundige werkplaats uitgevoerde montage tot gevolg heeft dat daardoor ieder recht op schadevergoeding, ook op wettelijke aansprakelijkheid inzake produkten, vervalt.
- Technische wijzigingen voorbehouden.
- Gebruik alleen belasting volgens aansluittabel op het getrokken voertuig, zie pagina 3.

ES
- El montaje inapropiado y efectuado por personal no cualificado originará la pérdida de todo derecho a indemnización o la expiración de toda responsabilidad civil con respecto al producto.
- Nos reservamos el derecho a efectuar modificaciones técnicas.
- Utilice sólo cargas de acuerdo a la tabla de conexión del vehículo remolcado (ver página 3).

IT
- Sottolineiamo espressamente che un montaggio inadeguato ed eseguito da un'officina non specializzata ha come conseguenza il decadere di qualsiasi diritto al risarcimento danni, nonché alla responsabilità legale relativa ai prodotti.
- Ci si riserva il diritto di apportare modifiche tecniche.
- Utilizzare esclusivamente un carico conforme alla tabella degli allacci relativa al veicolo in questione, cfr. pagina 3.

SE
- Vi påpekar med eftertryck att all rätt till skadeersättning och all laglig ansvarighet förfaller om monteringen inte har utförts på rätt sätt och av en professionell verkstad.
- Tekniska ändringar förbehålles.
- Använd endast belastning enligt anslutningstabellen på det dragna fordonet, se sid. 3.

1

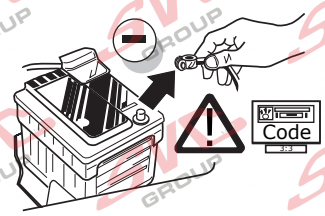

2

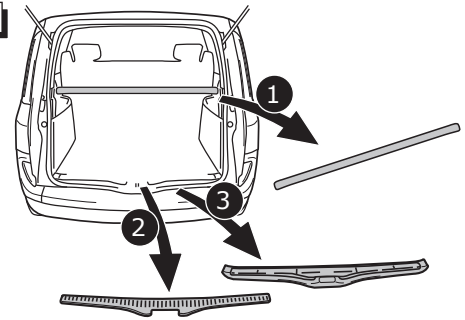

3

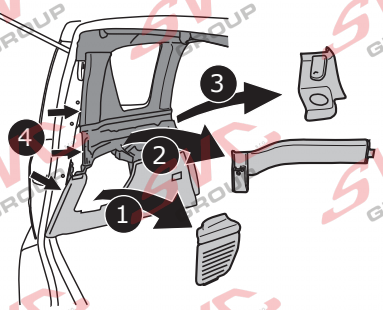

4

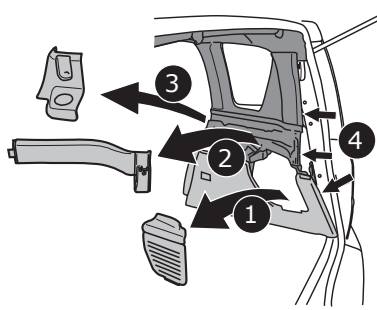

© ECS Electronics bv 2002

© ECS Electronics bv 2002

5

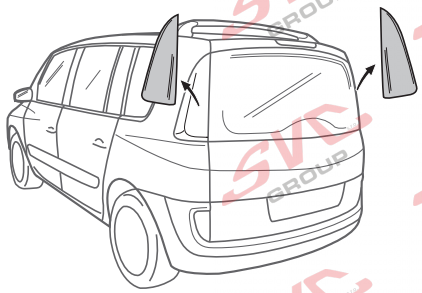

INFO

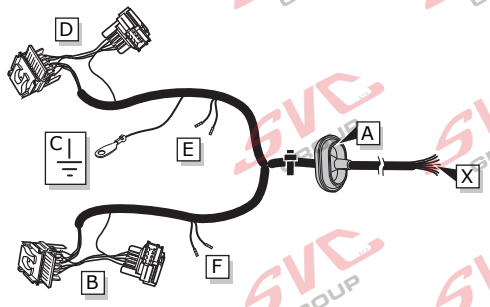

ROUTING

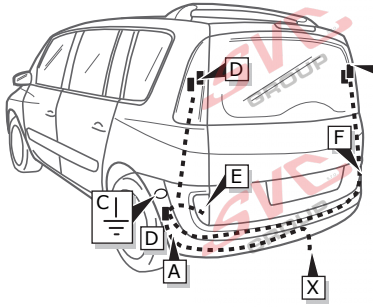

6

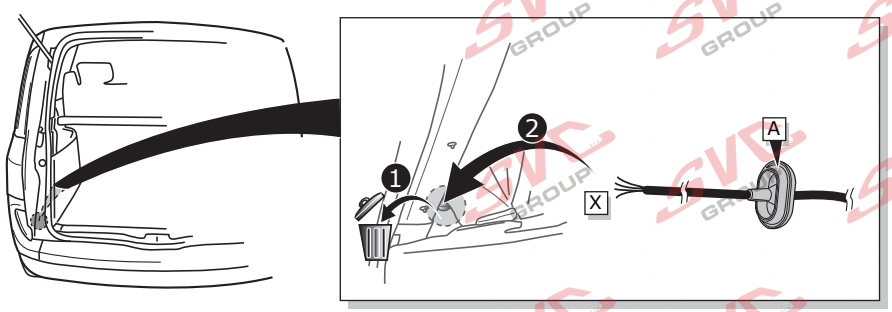

© ECS Electronics bv 2002

20

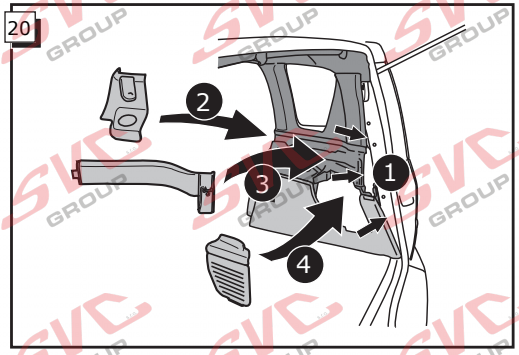

21

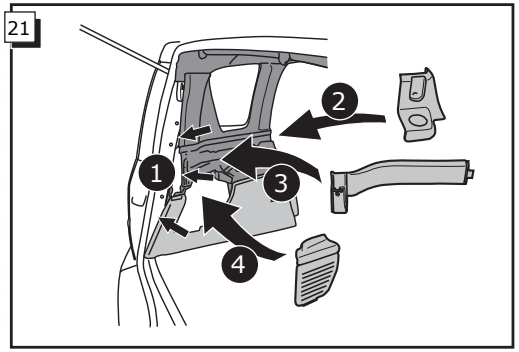

22

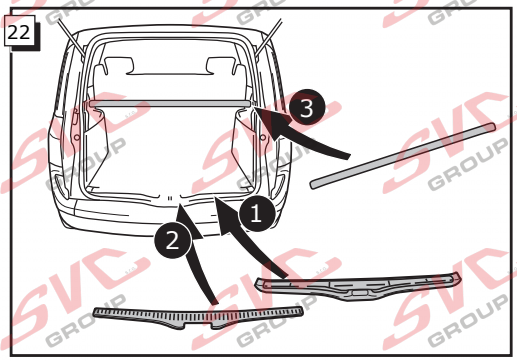

© ECS Electronics bv 2002

16

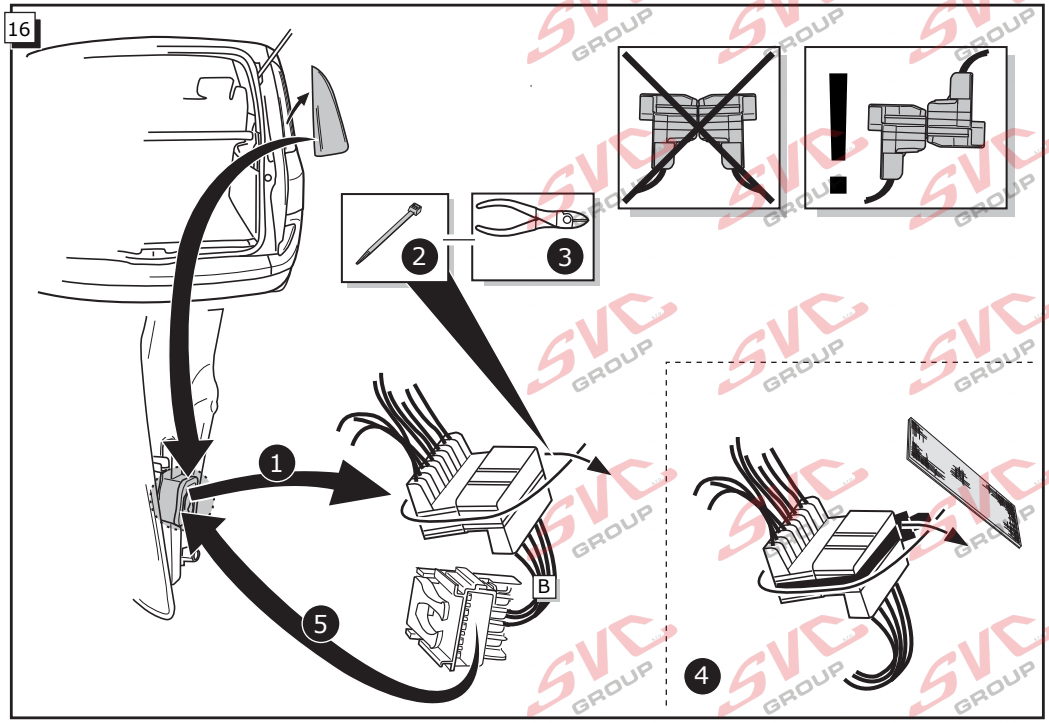

17

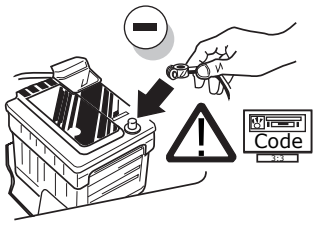

18

FUNKTIONEN KONTROLLIEREN !
CONTRÔLER LES FONCTIONS !
CHECK FUNCTIONS !
CONTROLEER FUNCTIES !
¡ CONTROLAR FUNCIONES !
CONTROLLA FUNZIONI !
KONTROLLERA FUNKTIONERNA !

19



© ECS Electronics bv 2002

7

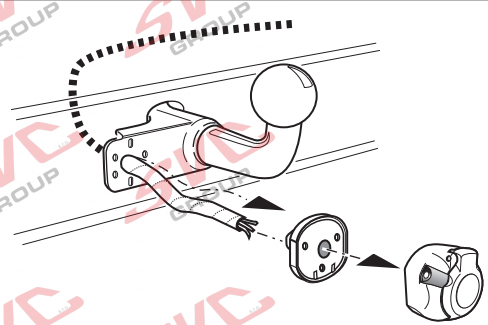

8

Anschluss Steckdose / Connection de la prise / Socket connection / Contactdoos aansluiting
Conexión de la caja de enchufe / Allaccio zoccolo / Anslutning kontaktdosa

INFO									
DIN/ISO 1724		DE	FR	GB	NL	ES	IT	SE	Pmax
⇦	1/L	gelb	jaune	yellow	geel	amarillo	giallo	gul	21W
	2	blau	bleu	blue	blauw	azul	blu	blå	2x21W
1-8	3/31	weiß	blanc	white	wit	blanco	bianco	vit	
⇨	4/R	grün	vert	green	groen	verde	verde	grön	21W
	5/58-R	braun	marron	brown	bruin	marrón	marrone	brun	52W
STOP	6/54	rot	rouge	red	rood	rojo	rosso	röd	3x21W
	7/58-L	schwarz	noir	black	zwart	negro	nero	svart	52W
	8/58-b	grau	gris	grey	grijs	gris	grigio	grå	2x21W

9

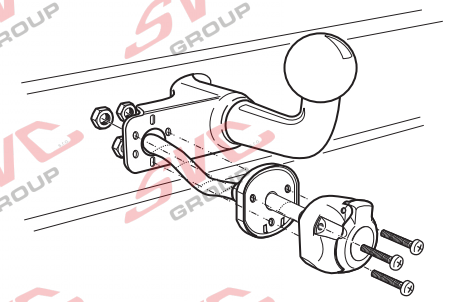

© ECS Electronics bv 2002

10

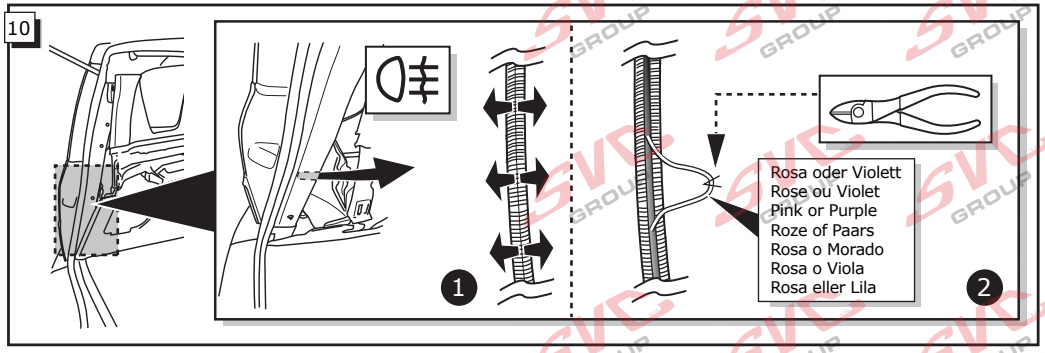

11

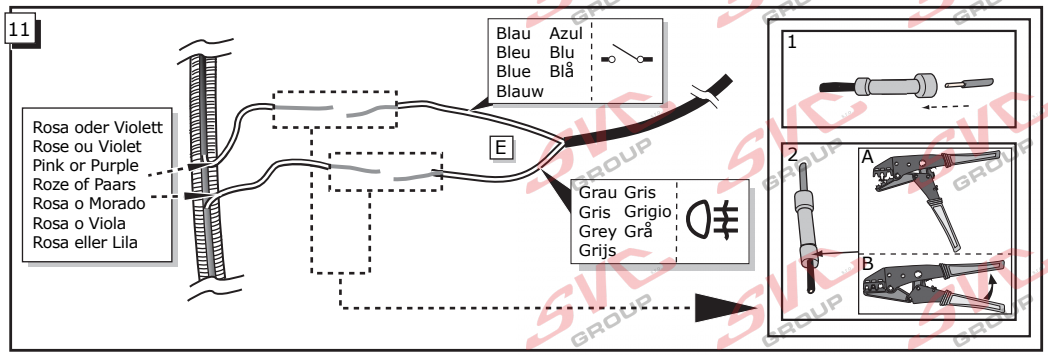

12

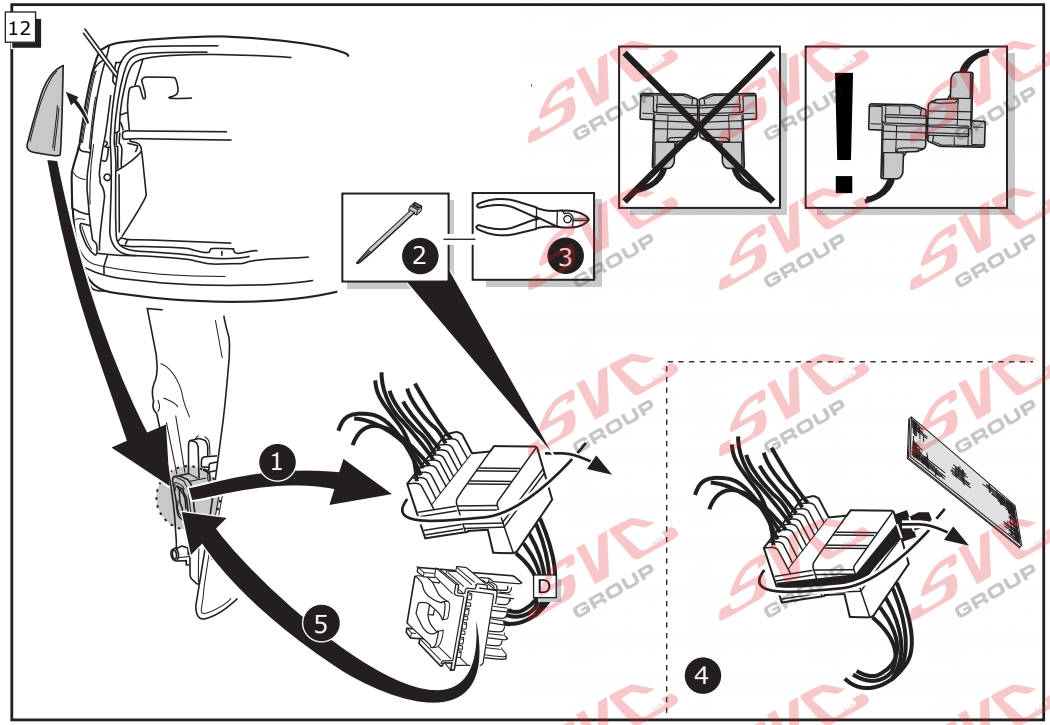

© ECS Electronics bv 2002

13

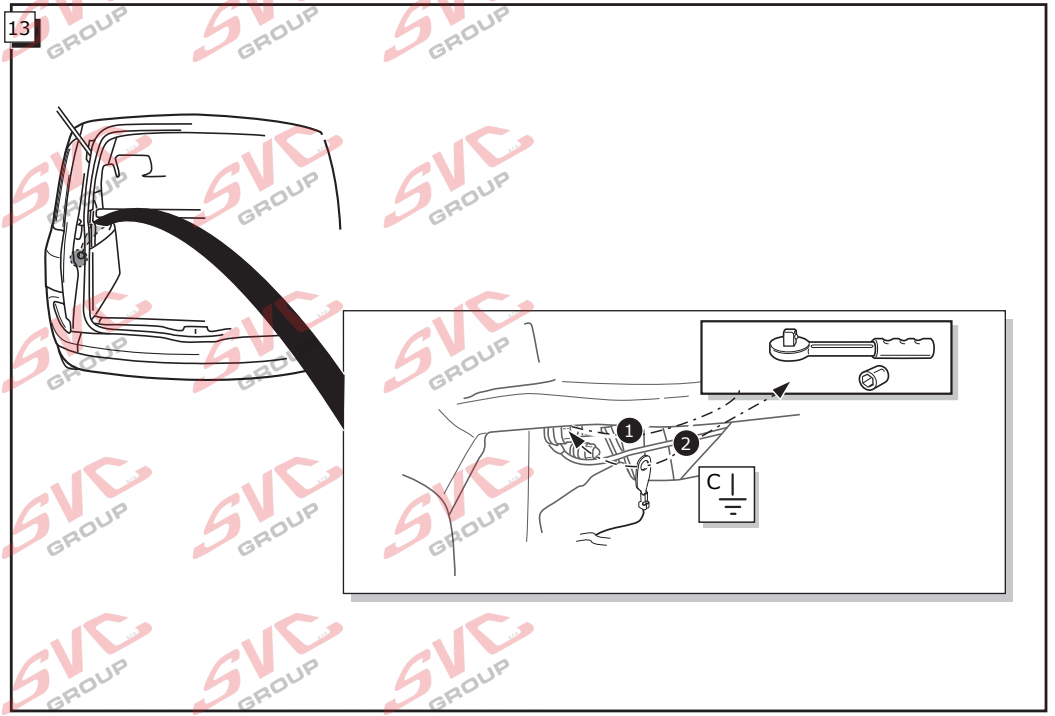

14

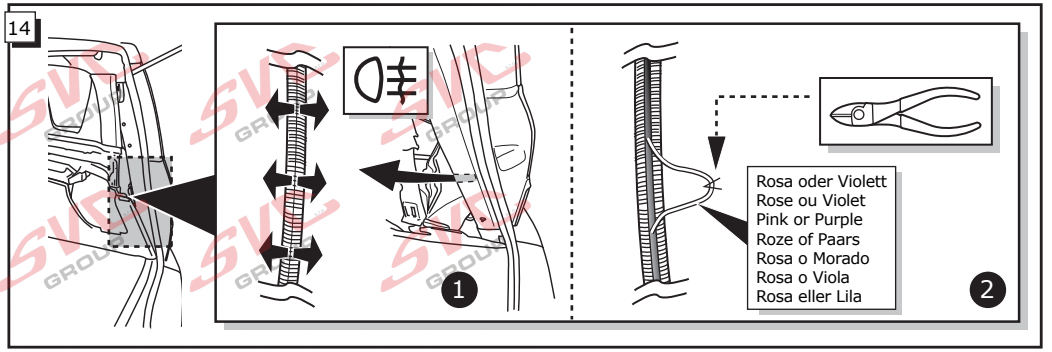

15

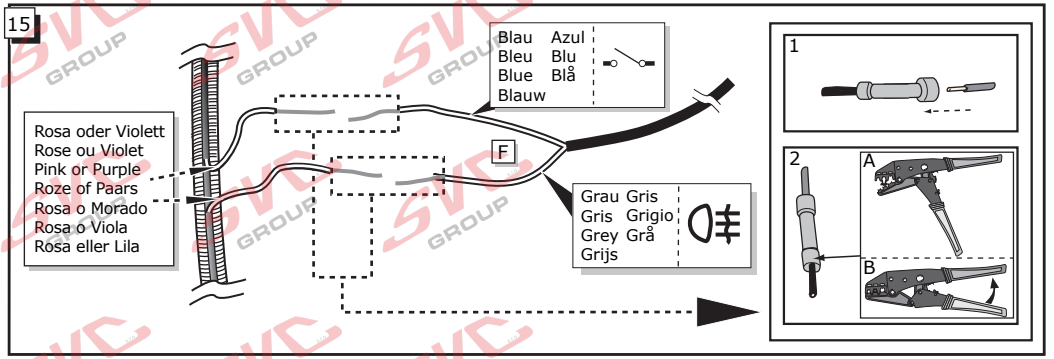

© ECS Electronics bv 2002

Nevíte si rady? Potřebujete poradit?

Náš zakaznický servis je vám k dispozici

+420 491 421 021

svc@svcgroup.cz





Opravdový specialista a Certifikovaný výrobce tažných zařízení s největším sortimentem v ČR. Rodinná firma s více jak 30letou ověřenou tradicí výroby, prodeje a montáže.

www.svcgroup.cz