Montážní návod

(Montážny návod, Fitting instruction, Montageanleitumg, Instruzioni di montaggio, Monteringshandledning, Asennusohje, Instruction de montage, Montegehandleiding, Инструкция по установке)

Elektropřípojka

Ford Tourneo Custom 11/2012->05/2016

Elektroprípojka
Wiring kit
Trekhaakkabelset
E-satz
Faisceau D'attelage
Barra de remolque
Wiązka elektryczna
Vetokoukun vaijerisarja
Гачковий джгут

výrobce / dodavatel

SVC Group s.r.o.

Odkaz na produkt:
https://www.svcgroup.cz/tazne-zarizeni-sroubу-pevny-skoda-rapid-monte-carlo-10-2012-2018-p7283-v960

www.svcgroup.cz

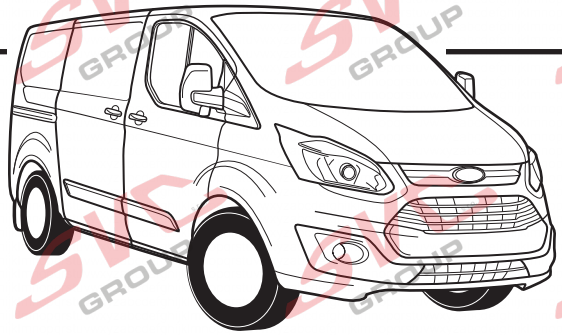

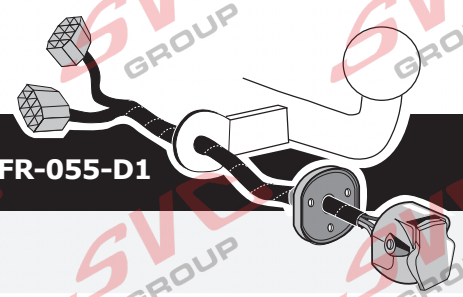

Ford Transit Custom 11/2012-
Ford Tourneo Custom 11/2012-

Partnr.: FR-055-D1

DE **Einbauanleitung Elektrosatz Anhängervorrichtung mit 13-P Steckdose lt. DIN/ISO Norm 11446**

FR **Instructions de montage du faisceau électrique pour crochet d'attelage conforme à la norme DIN/ISO 11446 prise 13-V.**

NL **Montage-handleiding elektrokabelset voor trekhaak met 13-P contactdoos vlg. DIN/ISO norm 11446.**

GB **Fitting instructions electric wiring kit tow bar with 13-P socket up to DIN/ISO Norm 11446.**

ES **Instrucciones de montaje de kit eléctrico para enganche de remolque con caja de conexiones 13-P según norma DIN/ISO 11446.**

IT **Istruzioni di montaggio di set di cavi elettrici per gancio da traino con zoccolo a 13-P conforme alla norma DIN/ISO 11446.**

SE **Monteringsanvisningar elkabelsats för dragkrok med 13-P kontaktdosa enligt DIN/ISO norm 11446.**

CZ **Montážní pokyny: souprava pro elektrické propojení tažné tyče s 13-P zásuvkou do normy DIN/ISO 11446.**

DK **Monteringsvejledninger for det elektriske ledningsføringssæt for trækstang med 13-N stikdåse, DIN/ISO, norm 11446.**

FI **Ohjeet vetokoukun sähkökaapelisarjan asentamiseen, jossa on DIN/ISO 11446 mukainen 13-N liitin.**

GR **Οδηγίες συναρμολόγησης ηλεκτρικού σετ καλωδίων μπάρας ρυμούλκησης με υποδοχή 13-P μέχρι DIN/ISO Κανόνας 11446.**

NO **Monteringsanviser elkabelsett for trekkrok med 13-P koblingsboks ifølge DIN/ISO norm 11446.**

PL **Instrukcje montażu zestawu okablowania elektrycznego dyszla holowniczego z 13-stykowym gniazdem DIN/ISO 11446.**

DE
- Wir weisen ausdrücklich darauf hin, dass eine unsachgemäße und nicht in einer Fachwerkstatt durchgeführte Montage einen Verzicht auf Entschädigung jeglicher Art insbesondere bezüglich des Produkthaftpflichtrechts zur Folge hat
- Technische Änderungen vorbehalten.
- Widerstand nur gemäß der Tabelle auf dem Anhänger verwenden.

FR
- Il est expréssement prévu qu' on ne saurait se prévaloir d'un quelconque préjudice contractuel ou rédhibitoire si le montage avait été fait en dépit des dites instructions ou dans un garage ne disposant pas des équipments adéquats.
- Sous réserve de modifications techniques.
- Ne excessez pas la charge maximale, indiquée dans le tableau.

NL
- Wij wijzen er met nadruk op, dat ondeskundige en niet door een vakkundige werkplaats uitgevoerde montage tot gevolg heeft dat daardoor ieder recht op schadevergoeding, ook op wettelijke aansprakelijkheid inzake produkten, vervalt.
- Technische wijzigingen voorbehouden.
- Gebruik alleen belasting volgens aansluittabel op het getrokken voertuig.

GB
- We would expressly point out that assembly not carried out properly by a competent installer will result in cancellation of any right to damage compensation, in particular those arising by virtue of the product liability act.
- Contents of these kits and their fitting manuals are subject to alteration without notice, please ensure that these instructions are read and fully understood before commencing installation.
- Do not overload circuits; the maximum loads per connection are detailed in this manual.

ES
- El montaje inapropiado y efectuado por personal no cualificado originará la pérdida de todo derecho a indemnización o la expiración de toda responsabilidad civil con respecto al producto.
- Nos reservamos el derecho a efectuar modificaciones técnicas.
- Utilice sólo cargas de acuerdo a la tabla de conexión del vehículo remolcado.

IT
- Sottolineiamo espressamente che un montaggio inadeguato ed eseguito da un'officina non specializzata ha come conseguenza il decadere di qualsiasi diritto al risarcimento danni, nonché alla responsabilità legale relativa ai prodotti.
- Ci si riserva il diritto di apportare modifiche tecniche.
- Utilizzare esclusivamente un carico conforme alla tabella degli allacci relativa al veicolo in questione.

SE
- Vi påpekar med eftertryck att all rätt till skadeersättning och all laglig ansvarighet förfaller om monteringen inte har utförts på rätt sätt och av en professionell verkstad.
- Tekniska ändringar förbehålles.
- Använd endast belastning enligt anslutningstabellen på det dragna fordonet.

CZ
- Výslovně zdůrazňujeme, že jakákoli montáž, která není provedená ve specializované dílně, má za - následek odvolání nároků na kompenzaci jakéhokoli druhu, obzvláště vyplývajících ze zákona o odpovědnosti za způsobené škody.
- Změny mohou být provedeny bez oznámení.
- Používejte pouze při maximálním nabití podle tabulky na tažném vozidle.

DK
- Vi ønsker at gøre udtrykkeligt opmærksom på at forkert samling, der ikke er udført af et specialiseret værksted, resulterer i bortfaldelse af kompenseringskrav af alle slags, i særdeles krav der måtte opstå omkring det lovpligtige ansvar.
- Kan ændres uden varsel.
- Brug kun den maksimale belastning, i overensstemmelse med forbindelsestabellen for bugserede køretøjer.

FI
- Korostamme, että kaikki oikeudet vahinkokorvaukseen kuten myös valmistajan laillinen vastuu raukeavat, mikäli asennusta ei ole toteutettu oikealla tavalla eikä ammattitaitoisen asiantuntijan toimesta.
- Oikeus teknisiin muutoksiin ilman erillistä huomautusta pidätetään.
- Kuormita työvirtapiiriä ainoastaan hinattavan ajoneuvon kytkentäkaavion mukaisesti.

GR
- Επισημαίνουμε κατηγορηματικά ότι οποιαδήποτε εσφαλμένη συναρμολόγηση, η οποία δεν έχει πραγματοποιηθεί ειδικό εργαστήριο θα οδηγήσει σε αποποίηση των αξιώσεων επιβολής αποζημιώσεων οποιουδήποτε είδους, ειδικά όσα προκύπτουν από το νόμο ευθύνης προϊόντων.
- Μπορεί να τροποποιηθεί χωρίς προηγούμενη ειδοποίηση.
- Χρησιμοποιείτε μόνο μέγιστο ηλεκτρικό φορτίο σύμφωνα με τον πίνακα σύνδεσης στο ρυμουλκούμενο όχημα.

NO
- Vi påpeker ettertrykkelig at all rett til skadeerstatning og rettslig ansvar forfaller dersom monteringen ikke er blitt utført på riktig måte og av et profesjonelt verksted.
- Tekniske endringer forbeholdes.
- Overskrid ikke grensene anvist i tilkoblingstabellen på tilhengeren eller det tilkoblede kjøretøyet.

PL
- Chcielibyśmy wyraźnie zaznaczyć, iż wszelki nieprawidłowy montaż, który nie jest wykonywany w specjalistycznym warsztacie pociąga za sobą utratę możliwości dochodzenia wszelkiego typu roszczeń, w szczególności tych wynikających z odpowiedzialności producenta za swój produkt.
- Podlega zmianom bez powiadomienia.
- Używać tylko takiego maksymalnego obciążenia które wynika z tabliczki połączeń holowanego pojazdu.

© ECS Electronics B.V.

DE	FR	NL	GB	ES	IT	SE	CZ	DK	FI	GR	NO	PL
Einzelteilliste	Liste de pieces	Onderdelenlijst	Part list	Lista de componentes	Elenco componenti	Dellista	Seznam dílů	Del-liste	Osaluettelo	Κατάλογος εξαρτημάτων	Delliste	Lista części

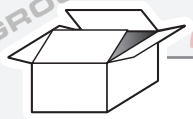

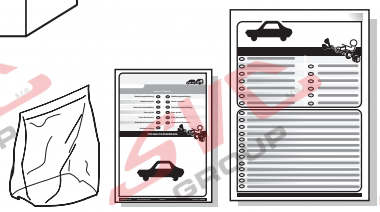

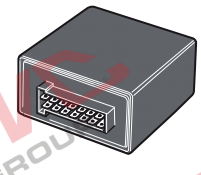

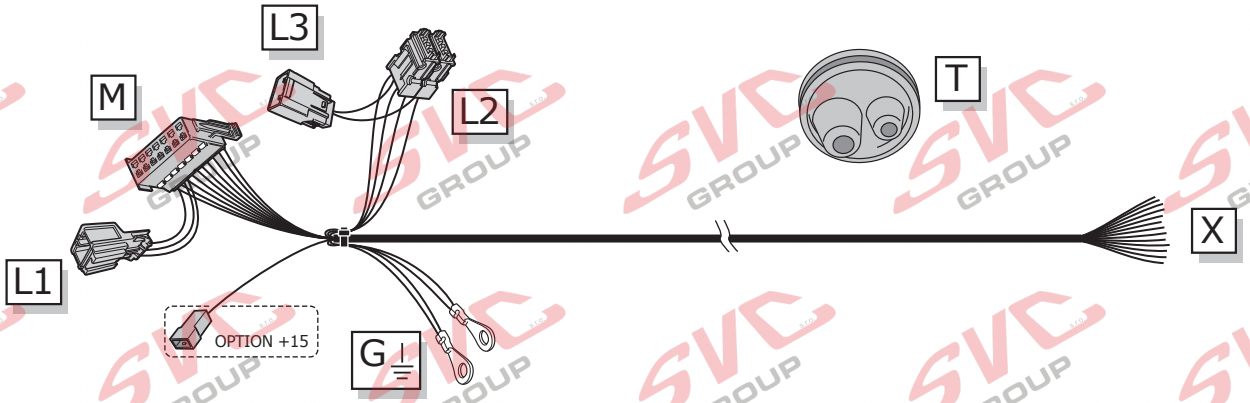

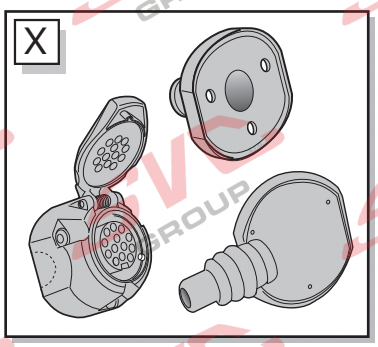

OPTION +15

vorbereitung für
préparation pour
voorbereiding voor
preparation for
preparación para
preparazione per
förberedelse för
příprava pro
forberedelse for
valmistelu varten
Προετοιμασία για
forberedelse på
przygotowanie do

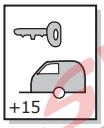

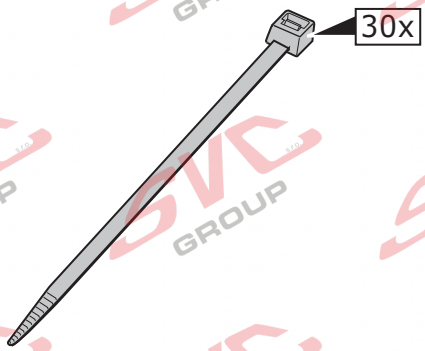

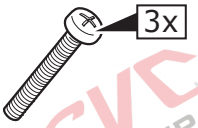

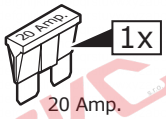

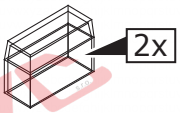

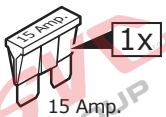

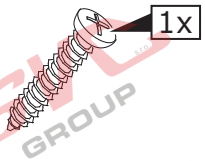

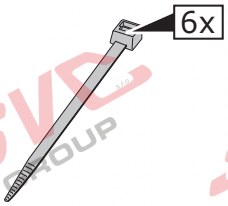

© ECS Electronics B.V.

ROUTING

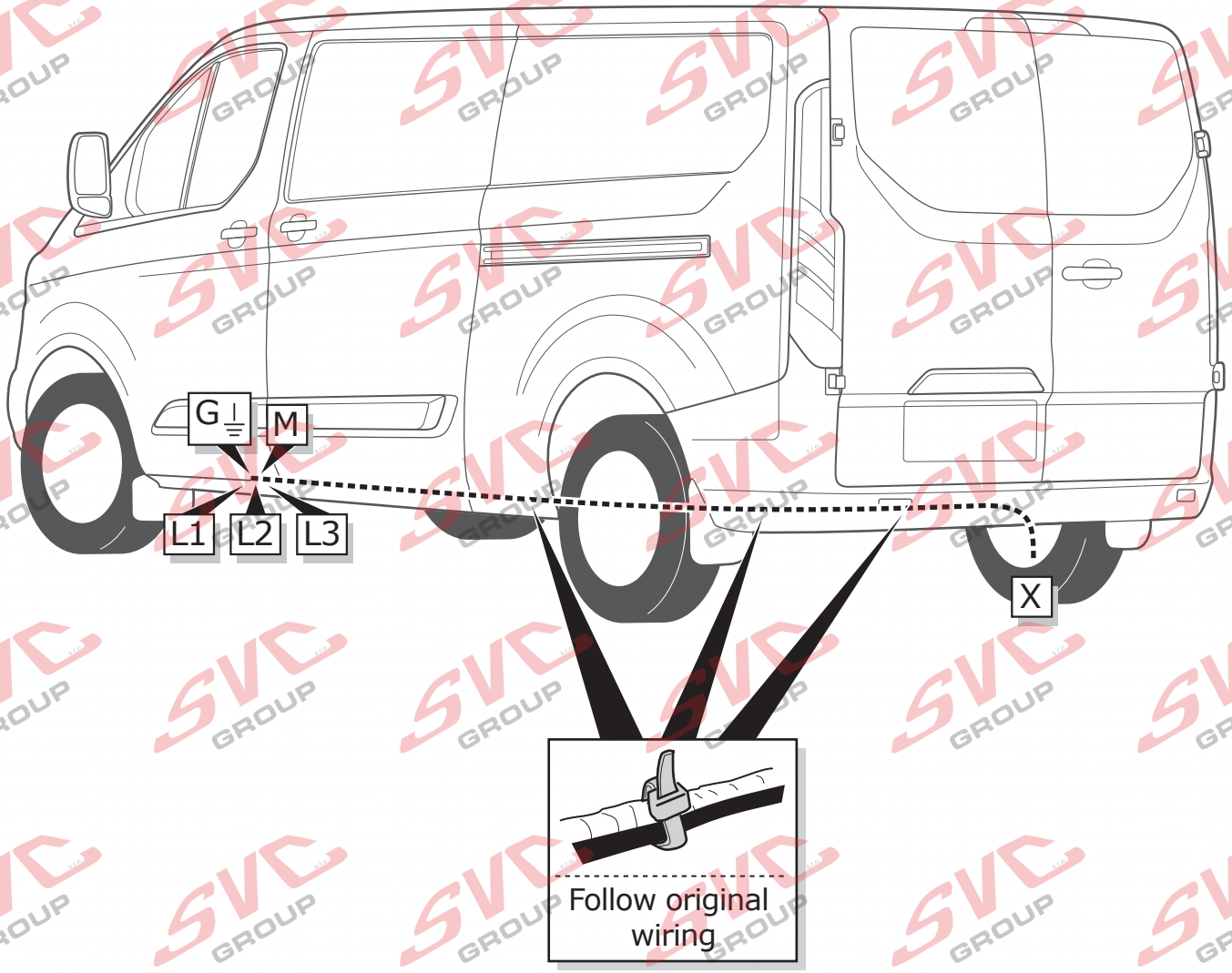

1

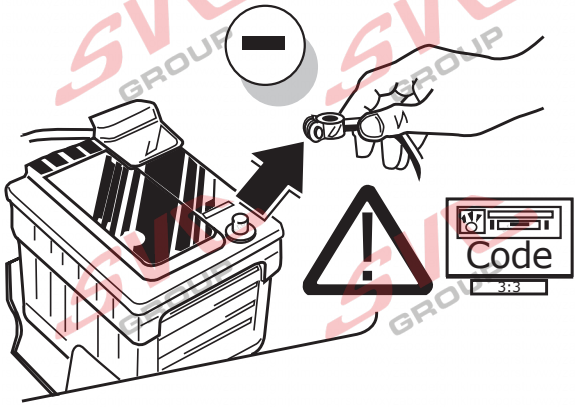

2

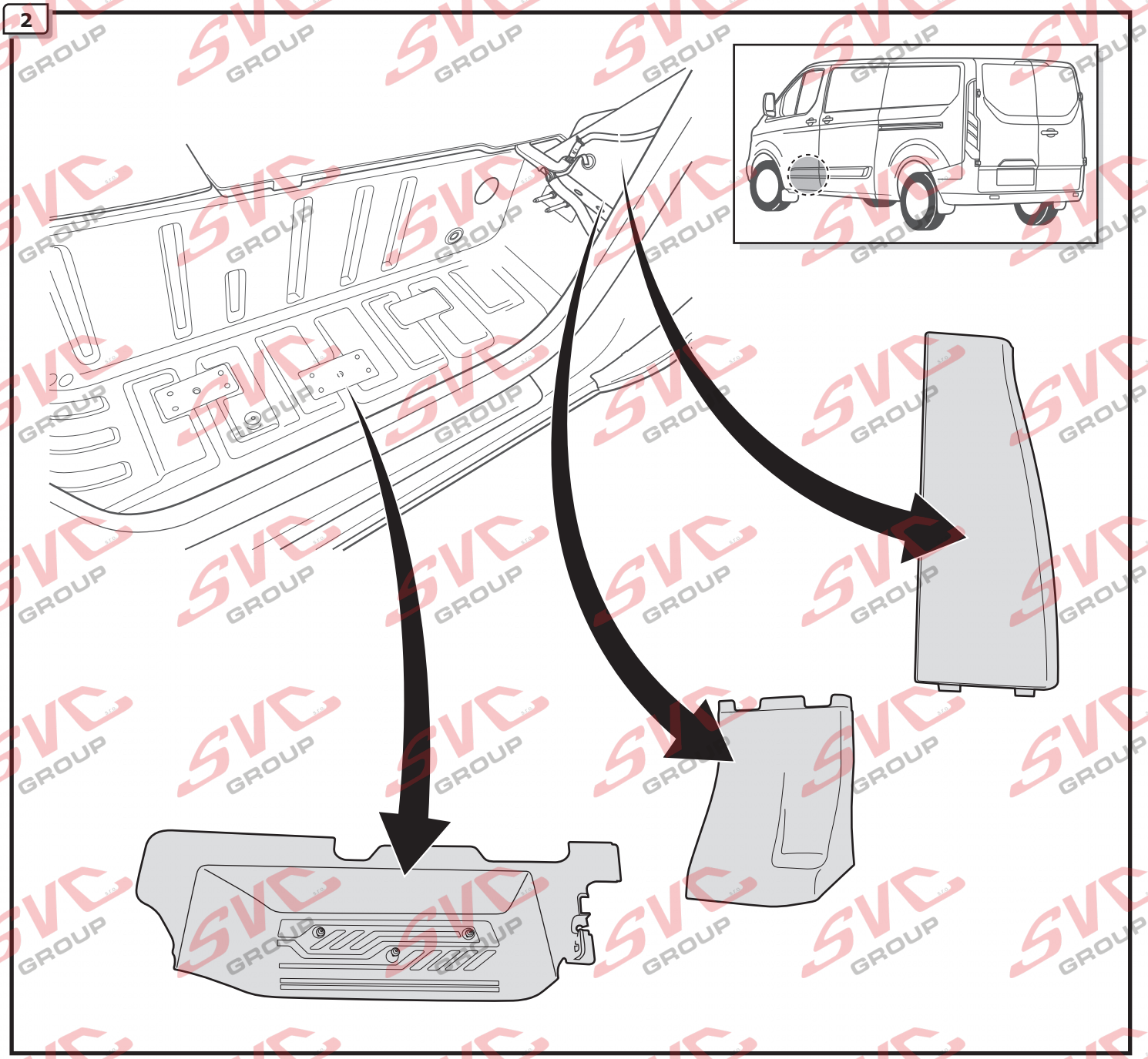

3

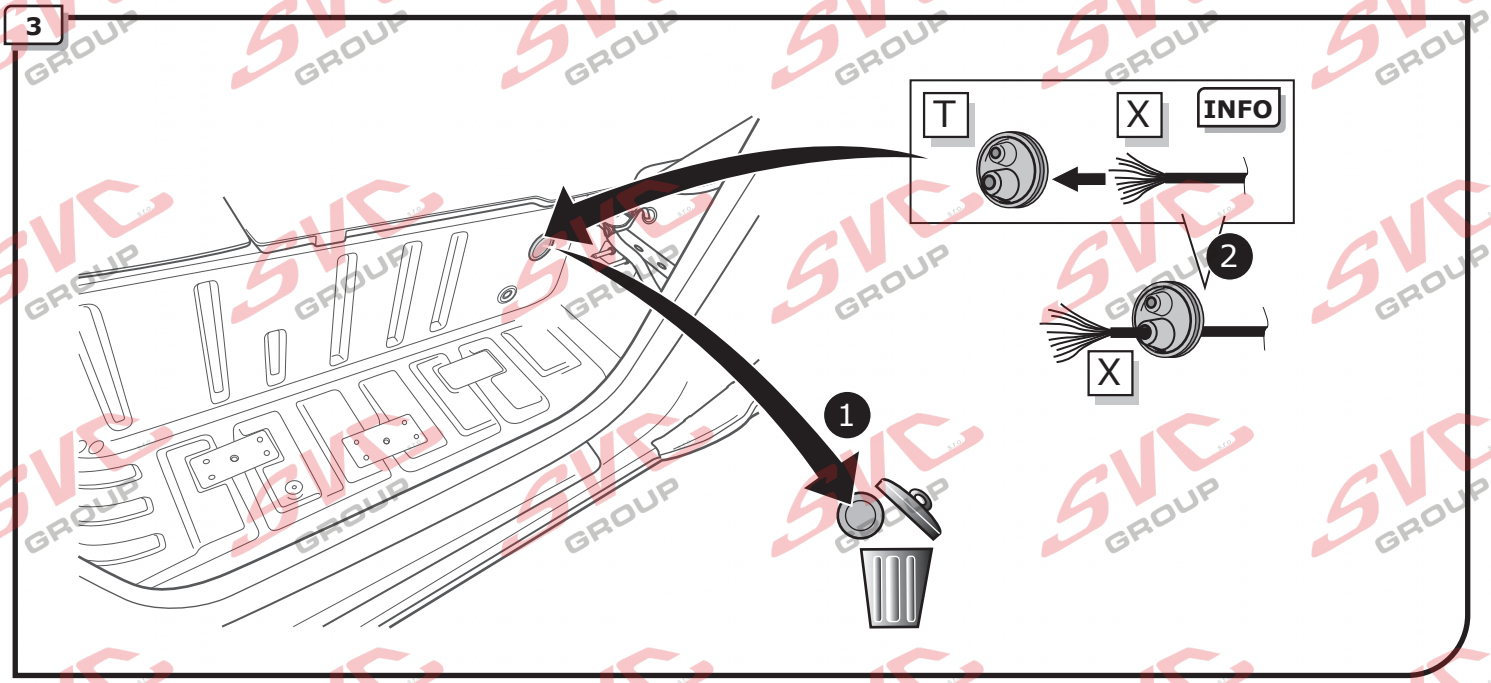

A

Option 1

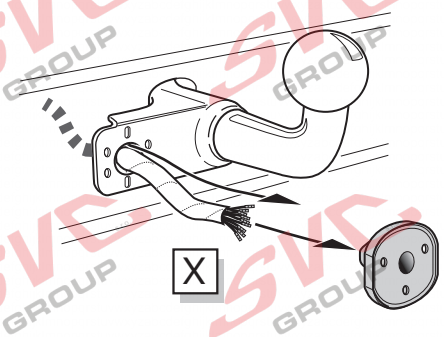

Option 2

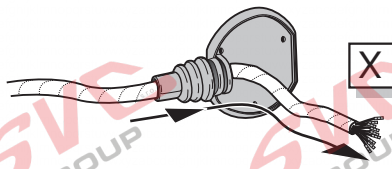

Option 3

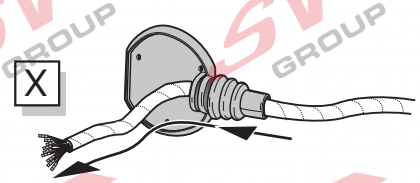

INFO

- DE Anschluss Steckdose
- FR Connection de la prise
- NL Contactdoos aansluiting
- GB Socket connection
- ES Conexión de la caja de enchufe
- IT Allaccio zoccolo
- SE Anslutning kontaktdosa
- CZ Objímkový konektor
- DK Stikdåse forbindelse
- FI Pistorasia liitäntä
- GR Υποδοχή σύνδεσης
- NO Tilkobling koblingsboks
- PL Połączenie przez gniazdo

Pag. 11

B

Option 1

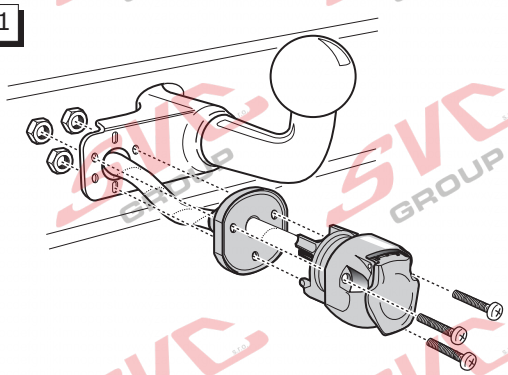

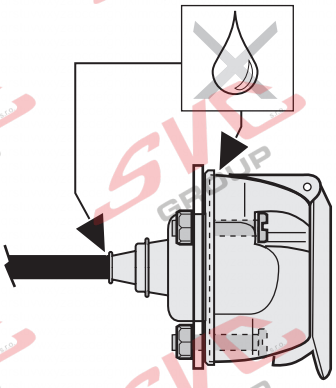

C

Option 2

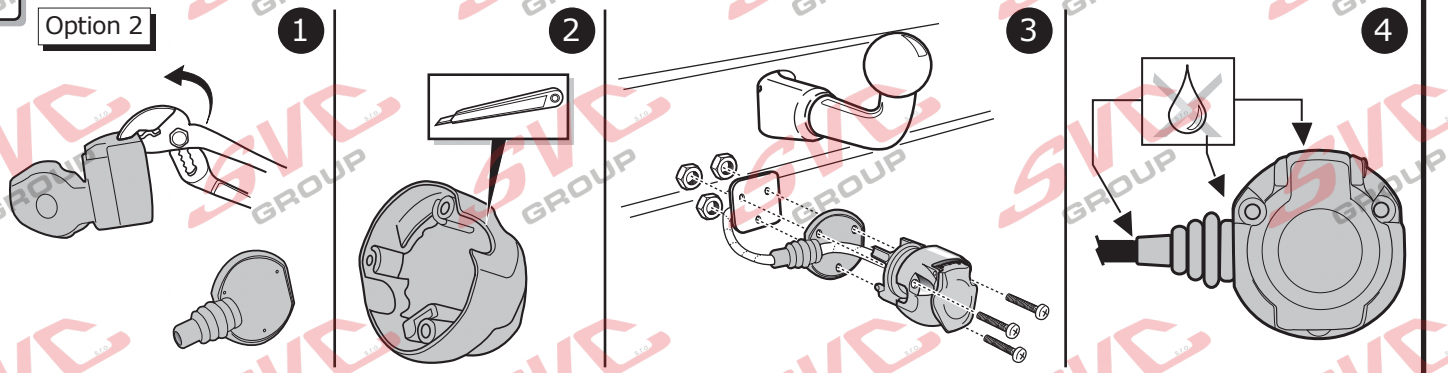

D

Option 3

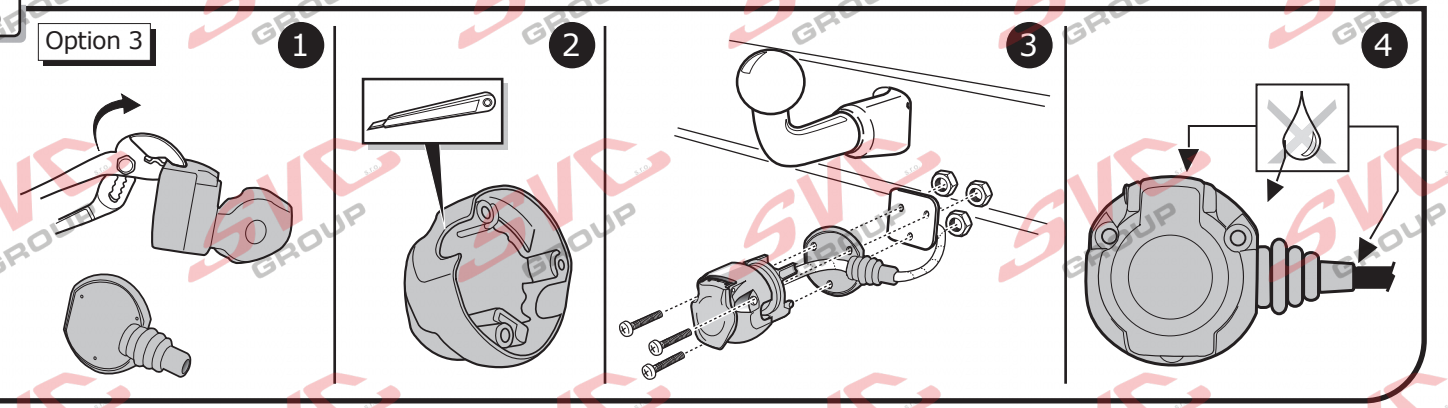

© ECS Electronics B.V.

4

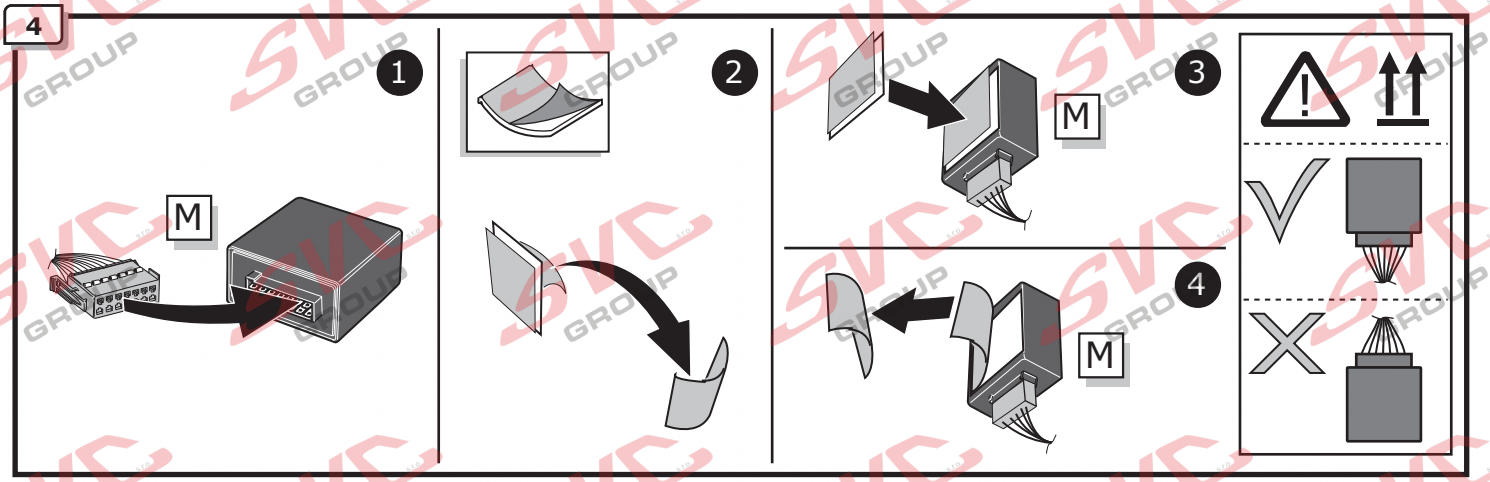

5

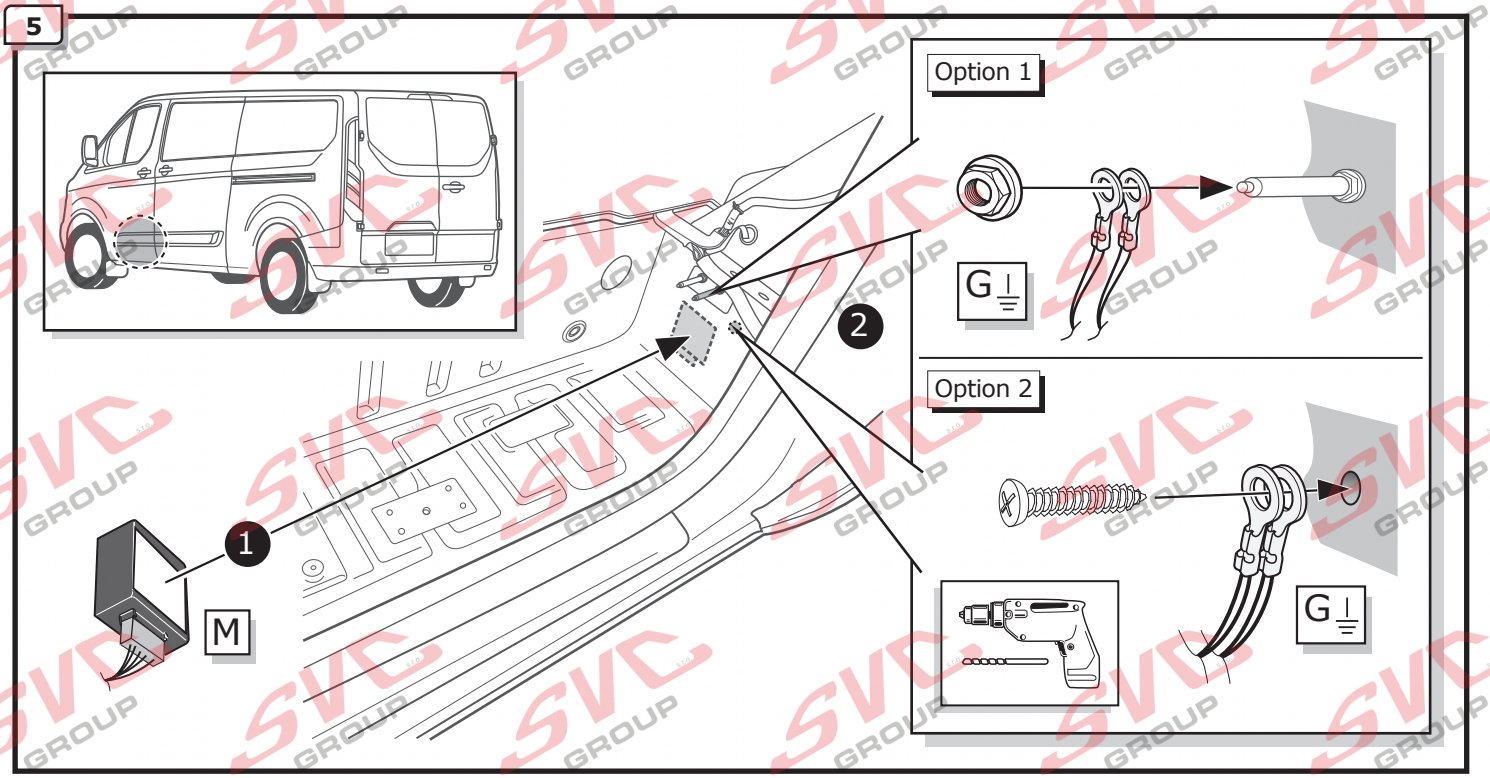

6

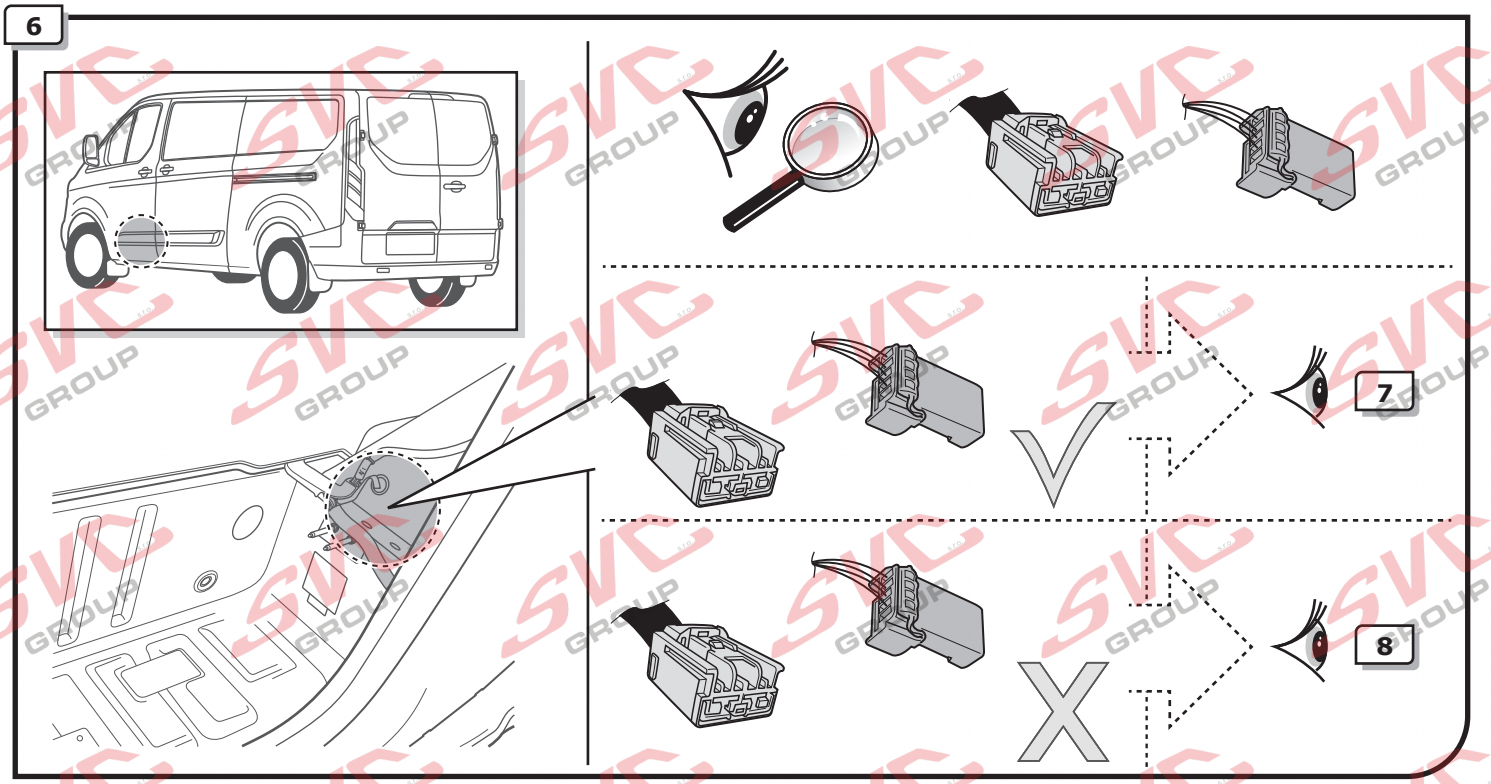

7

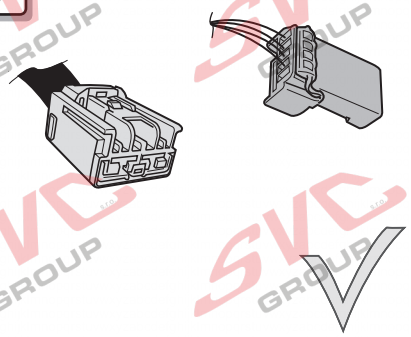



1

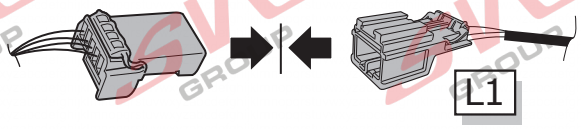

2

8

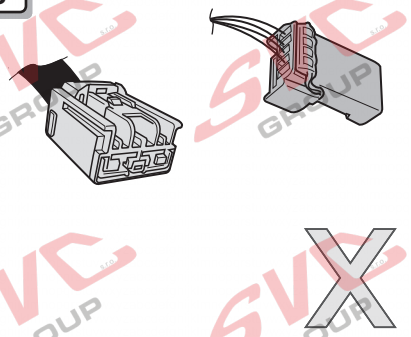



DE	Lieferant	CZ	Dodavatel
FR	Fournisseur	DK	Leverandør
NL	Leverancier	FI	Tavarantoimittaja
GB	Supplier	GR	Προμηθευτής
ES	El suministrador	NO	Leverandør
IT	Il fornitore	PL	Dostawca
SE	Leverantör		

9

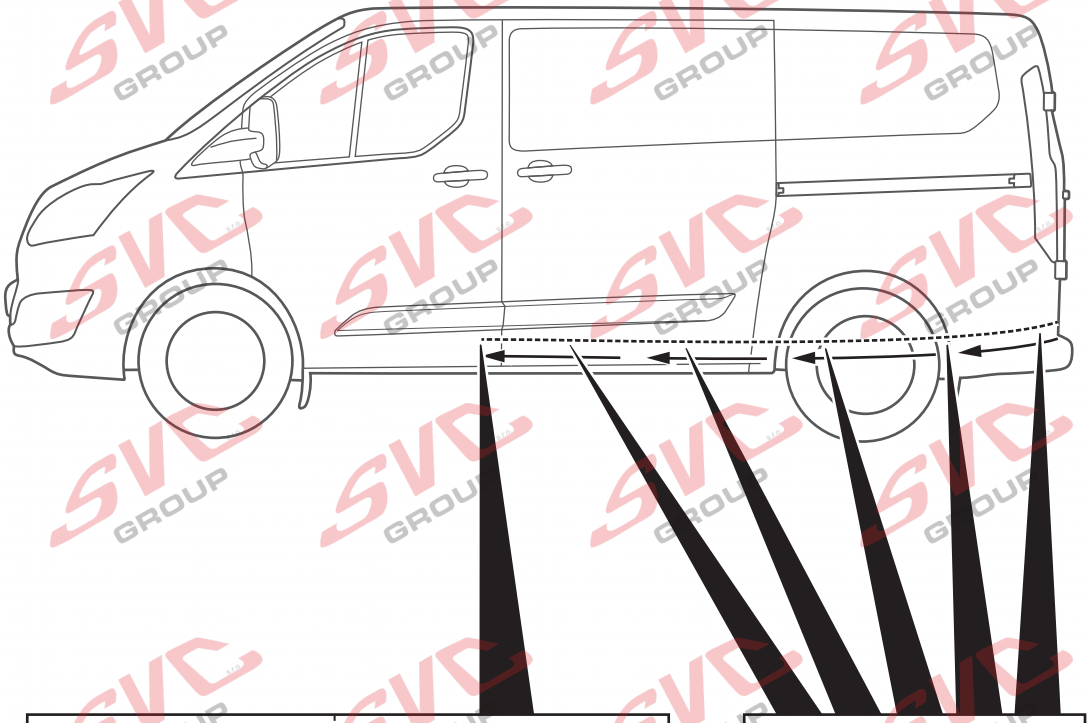

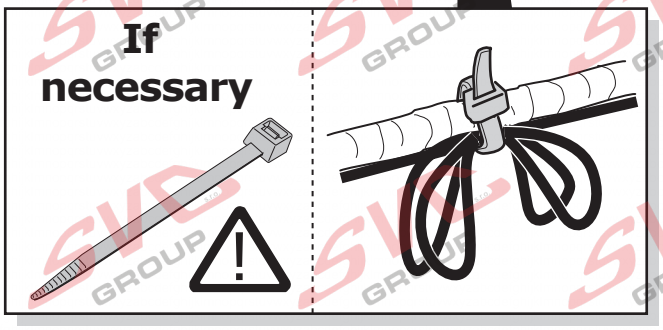

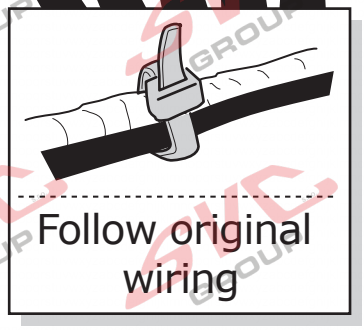

10



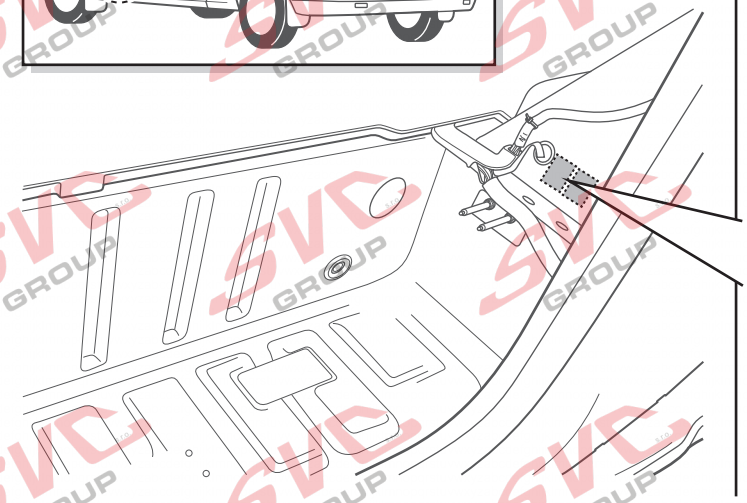

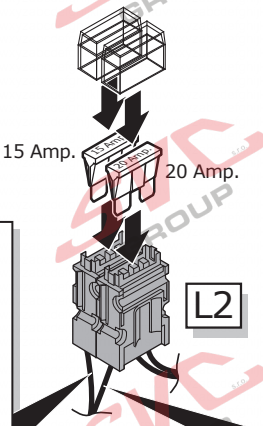

+30

- DE Braun/Weiß
- FR Marron/Blanc
- NL Bruin/Wit
- GB Brown/White
- ES Marrón/Blanco
- IT Marrone/Bianco
- SE Brun/Vit
- CZ Hnědo/Bílá
- DK Brun/Hvid
- FI Ruskea/Valkoinen
- GR Καφέ/Λευκό
- NO Brun/Hvit
- PL Brązowy/Biały

+30

- DE Orange
- FR Orange
- NL Oranje
- GB Orange
- ES Naranja
- IT Arancione
- SE Orange
- CZ Oranžová
- DK Orange
- FI Oranssi
- GR Πορτοκαλί
- NO Oransje
- PL Pomarańczowy

11

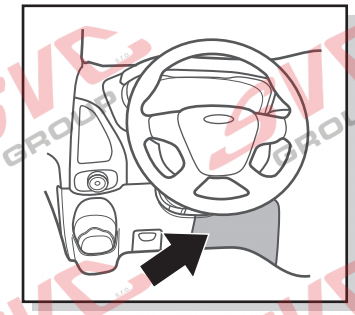



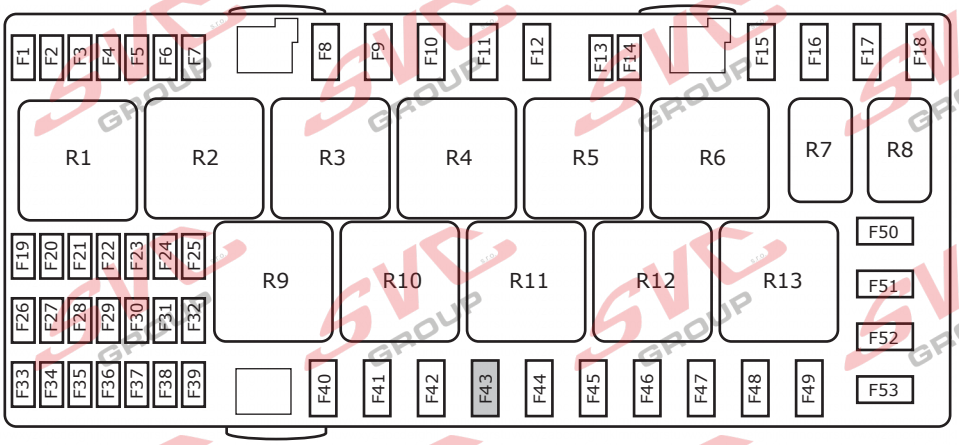



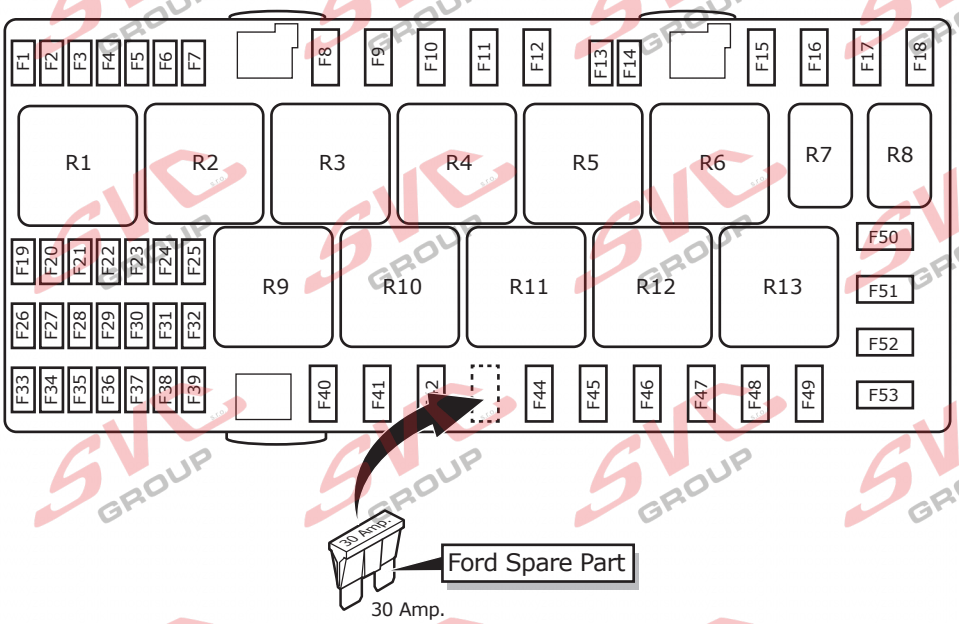

12

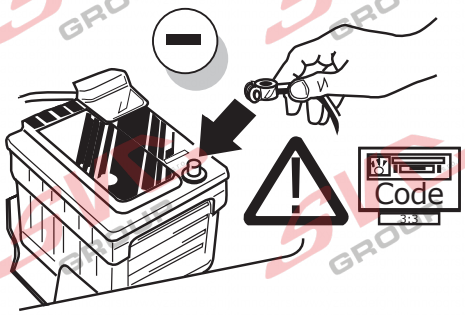

13

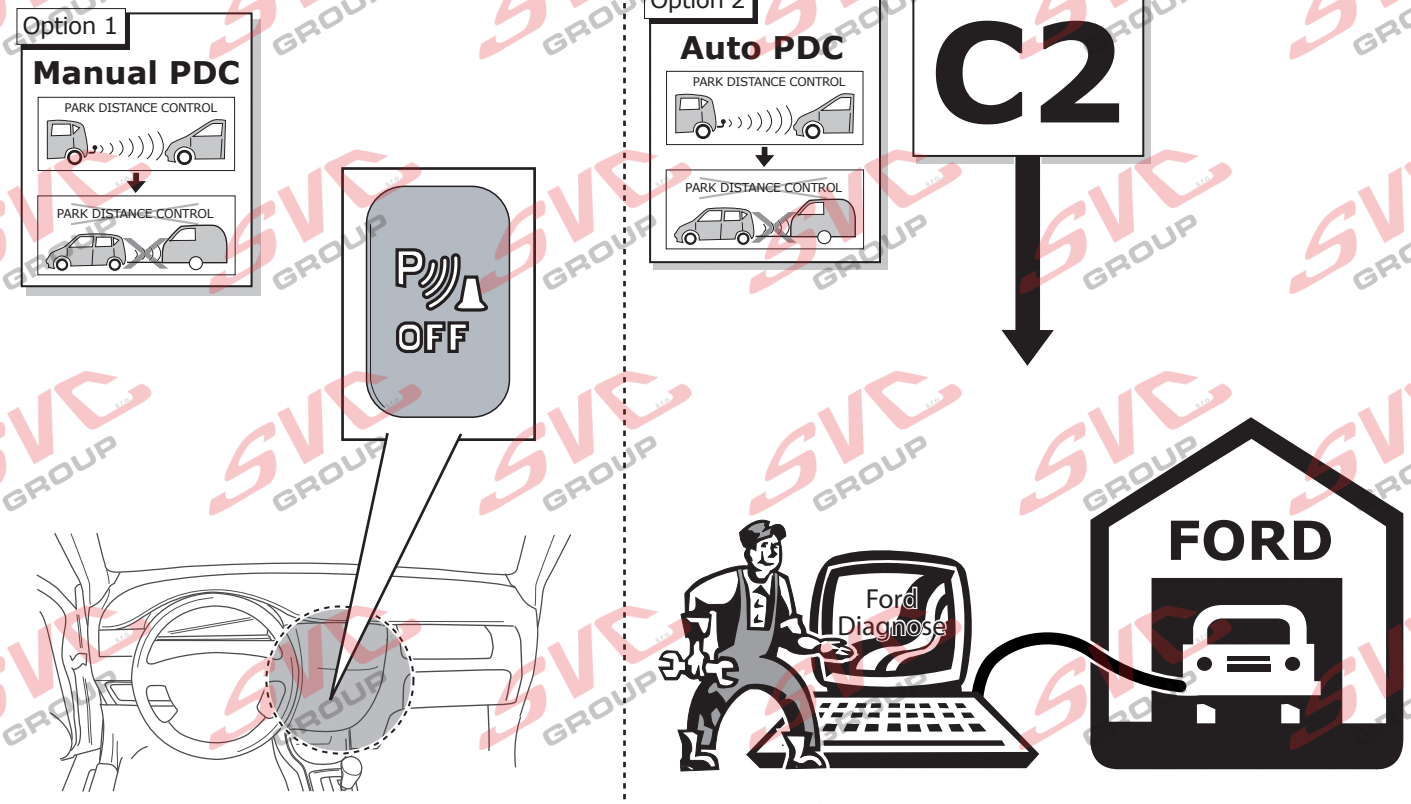

14

!

DE FUNKTIONEN KONTROLLIEREN MIT EINEM PRÜFGERÄT MIT WIDERSTAND ODER MIT LEUCHTEN MIT DER GENAUEN WATTZAHL!

FR CONTRÔLER LES FONCTIONS AVEC UNE BOÎTE DE TEST AVEC DE LA CHARGE OU DES LAMPES AVEC LA QUANTITÉ CORRECTE DE WATT!

NL CONTROLEER FUNCTIES MET EEN TESTER MET BELASTING OF LAMPEN MET DE JUISTE WATTAGE!

GB TEST ALL CIRCUIT FUNCTIONS WITH A TESTBOX WITH THE CORRECT POWER LOAD FOR EACH UNIT. A TESTBOX ON WHICH ONLY LEDs ARE USED CAN NOT BE USED IN THIS CASE

ES ¡CONTROLAR FUNCIONES CON UN TESTER CON CARGA O LUCES CON EL CORRECTO WATTAJE!

IT CONTROLLA FUNZIONI CON UN TESTER CON CARICO O LAMPADE DEL GIUSTO WATT-TAGGIO!

SE KONTROLLERA FUNKTIONERNA MED EN TESTARE MED BELASTNING ELLER LAMPOR MED RÄTT WATT-VÄRDE!

CZ OVĚŘTE FUNKCE POMOCÍ TESTOVACÍHO BOXU NEBO SVĚTEL S PŘISLUŠNÝM VÝKONEM!

DK CHECK FUNKTIONERNE MED EN TESTBOKS, MED BELASTNING ELLER MED LYGTER MED DET KORREKTE ANTAL WATT!

FI TARKISTA TOIMINNOT KÄYTTÄMÄLLÄ TESTILAITE, JOSSA ON OIKEATEHOINEN KUORMITUS TAI OIKEATEHOISET LAMPUT!

GR ΕΛΕΓΞΤΕ ΤΙΣ ΛΕΙΤΟΥΡΓΙΕΣ ΜΕ 'ΕΝΑ ΚΙΒΩΤΙΟ ΔΟΚΙΜΗΣ ΜΕ ΦΟΡΤΙΟ 'Η ΛΑΜΠΤΗΡΕΣ ΣΩΣΤΗΣ ΠΟΣΟΤΗΤΑΣ ΒΑΤ!

NO KONTROLER FUNKSJONENE MED EN TESTER MED BELASTNING ELLER LYSPÆRER MED RIKTIG WATTVERDI!

PL SPRAWDŹ FUNKCJE UŻYWAJĄC SKRZYNKI TESTOWEJ Z OBCIĄŻENIEM LUB PODŁĄCZONYMI ŻARÓWKAMI O ODPOWIEDNIEJ MOCY!

INFO

- (DE) Einzelteile wieder einbauen
- (FR) Montez les part enléves
- (NL) Terug plaatsen onderdelen
- (GB) Reinstall linings
- (ES) Reinstalar componentes
- (IT) Rimetti a posto componenti
- (SE) Sätt tillbaka delar
- (CZ) Znovu zasuňte obložení
- (DK) Påsæt beklædningen
- (FI) Asenna verhoilut takaisin
- (GR) Τοποθετήστε ξανά τις επενδύσεις
- (NO) Sett tilbake deler
- (PL) Założyć wykładzinę

15

- (DE) Gebrauchsanleitung.
- (FR) Mode d'emploi.
- (NL) Gebruikershandleiding.
- (GB) User guide.
- (ES) Guía del usuario.
- (IT) Manuale di istruzioni.
- (SE) Bruksanvisning.
- (CZ) Uživatelská příručka.
- (DK) Brugervejledning.
- (FI) Käyttöohjeet.
- (GR) Οδηγός χρήστη.
- (NO) Brukerveiledning.
- (PL) Instrukcja obsługi.

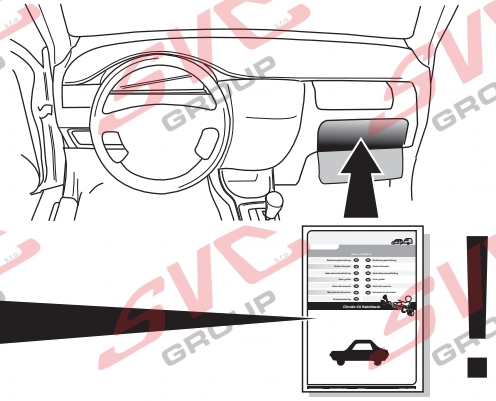

00800 CALL2ECS
22 55 23 27
09.00 - 18.00
Monday - Friday
www.ecs-electronics.nl

INFO

Products & Service

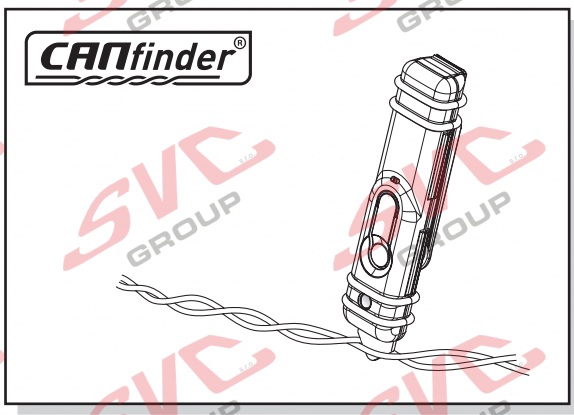

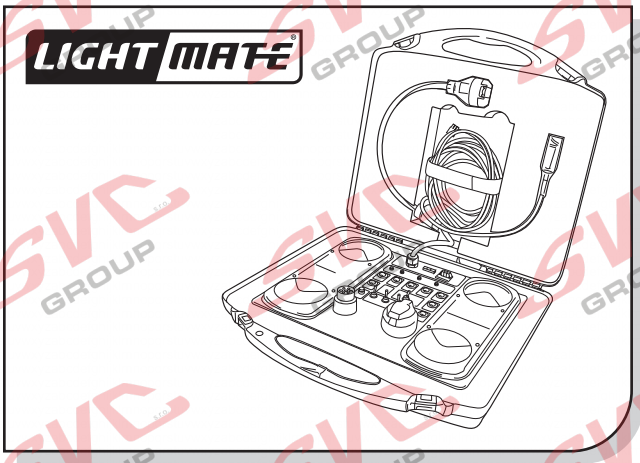

http://www.ecs-electronics.nl/NL/catalogus/test_gereedschap

(DE) Anschluss Steckdose
(FR) Connection de la prise
(NL) Contactdoos aansluiting
(GB) Socket connection
(ES) Conexión de la caja de enchufe
(IT) Allaccio zoccolo
(SE) Anslutning kontaktdosa
(CZ) Objímkový konektor
(DK) Stikdåse forbindelse
(FI) Pistorasia liitäntä
(GR) Υποδοχή σύνδεσης
(NO) Tilkobling koblingsboks
(PL) Połączenie przez gniazdo

DIN/ISO 11446	⇦		1-8	⇨		STOP		Reverse	30+ 15 amp.	15 15 amp.	10	—	9
	1/L	2	3/31	4/R	5/58-R	6/54	7/58-L	8	9	10	11	12	13
Pmax	21W	21W		21W	42W	3x21W	42W	21W	180W/15Amp.	180W/15Amp.			
(DE)	Gelb	Blau	Weiß	Grün	Braun	Rot (1,00mm²)	Schwarz	Schwarz/ Rot	Braun/ Weiß	Rot (2,50mm²)	Weiß		Weiß
(FR)	Jaune	Bleu	Blanc	Vert	Marron	Rouge (1,00mm²)	Noir	Noir/ Rouge	Marron/ Blanc	Rouge (2,50mm²)	Blanc		Blanc
(NL)	Geel	Blauw	Wit	Groen	Bruin	Rood (1,00mm²)	Zwart	Zwart/ Rood	Bruin/ Wit	Rood (2,50mm²)	Wit		Wit
(GB)	Yellow	Blue	White	Green	Brown	Red (1,00mm²)	Black	Black/ Red	Brown/ White	Red (2,50mm²)	White		White
(ES)	Amarillo	Azul	Blanco	Verde	Marrón	Rojo (1,00mm²)	Negro	Negro/ Rojo	Marrón/ Blanco	Rojo (2,50mm²)	Blanco		Blanco
(IT)	Giallo	Blu	Bianco	Verde	Marrone	Rosso (1,00mm²)	Nero	Nero/ Rosso	Marrone/ Bianco	Rosso (2,50mm²)	Bianco		Bianco
(SE)	Gul	Blå	Vit	Grön	Brun	Röd (1,00mm²)	Svart	Svart/ Röd	Brun/ Vit	Röd (2,50mm²)	Vit		Vit
(CZ)	Žlutá	Modrá	Bílá	Zelená	Hnědá	Červená (1,00mm²)	Černá	Černo/ Červená	Hnědo/ Bílá	Červená (2,50mm²)	Bílá		Bílá
(DK)	Gul	Blå	Hvid	Grøn	Brun	Rød (1,00mm²)	Sort	Sort/ Rød	Brun/ Hvid	Rød (2,50mm²)	Hvid		Hvid
(FI)	Keltainen	Sininen	Valkoinen	Vihreä	Ruskea	Punainen (1,00mm²)	Musta	Musta/ Punainen	Ruskea/ Valkoinen	Punainen (2,50mm²)	Valkoinen		Valkoinen
(GR)	Κίτρινο	Μπλε	Λευκό	Πράσινο	Καφέ	Κόκκινο (1,00mm²)	Μαύρο	Μαύρο/ Κόκκινο	Καφέ/ Λευκό	Κόκκινο (2,50mm²)	Λευκό		Λευκό
(NO)	Gul	Blå	Hvit	Grønn	Brun	Rød (1,00mm²)	Svart	Svart/ Rød	Brun/ Hvit	Rød (2,50mm²)	Hvit		Hvit
(PL)	Żółty	Niebieski	Biały	Zielony	Brązowy	Czerwony (1,00mm²)	Czarny	Czarny/ Czerwony	Brązowy/ Biały	Czerwony (2,50mm²)	Biały		Biały

© ECS Electronics B.V.

Nevíte si rady? Potřebujete poradit?

Náš zakaznický servis je vám k dispozici

+420 491 421 021

svc@svcgroup.cz

TAŽNÁ ZAŘÍZENÍ ®
SVC s.r.o.
GROUP
ORIGINAL

Opravdový specialista a Certifikovaný výrobce tažných zařízení s největším sortimentem v ČR. Rodinná firma s více jak 30letou ověřenou tradicí výroby, prodeje a montáže.

www.svcgroup.cz